



## FUEL SYSTEM

### FUEL TANK LIFT-UP

- Remove the front seat.
- Remove the fuel tank mounting bolts.

- Lift and support the fuel tank with the fuel tank prop stay ①.



### FUEL TANK REMOVAL


- Lift and support the fuel tank with the fuel tank prop stay. (See above)
- Disconnect the fuel pump lead wire coupler ①.
- Place a rag under the fuel feed hose and remove the fuel feed hose ②.

#### ▲ CAUTION


When removing the fuel tank, do not remain the fuel feed hose ② at the fuel tank side.

#### ▲ WARNING

Gasoline is highly flammable and explosive.  
Keep heat, spark and flame away.



- Remove the fuel tank bracket mounting bolts.
- Remove the fuel tank.



### FUEL TANK INSTALLATION

- Installation is in the reverse order of removal.